

★ OPERATION ★
O P T ★ I N !

You Know It, Now Show It!

Workshop for CES Families

Thursday, March 22nd at 6:30 pm



What the NYS Assessments Are:

- ✓ A tool our teachers use to measure and show progress
- ✓ A way to understand how our students compare with others across the state
- ✓ Written, reviewed, and graded by teachers, including some from CES
- ✓ A confidence-building experience for your child



Compelling improvements

☑ Untimed assessments

✓ Students have as much time as they need.

- In grades 3-4, each session will take about 60-70 minutes to complete.
- In Grade 5, each session will take about 80-90 minutes to complete.


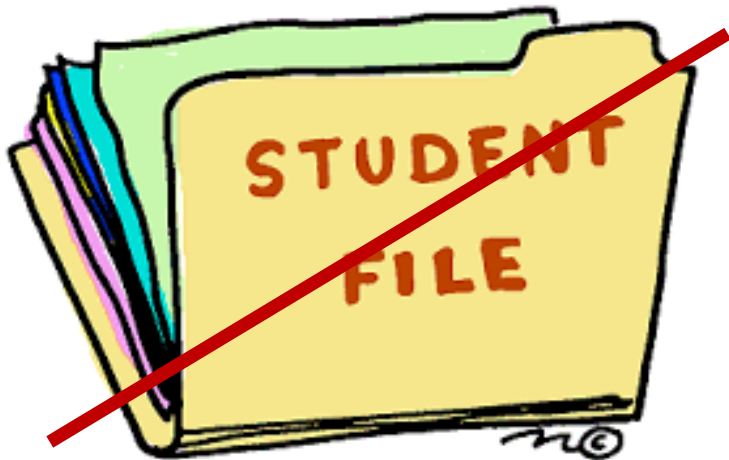
☑ Fewer test days

- ELA and Math assessments will take 2 days.
- 4th Grade Science will take 1 day.



What the NYS Assessments are NOT:

- ✗ Timed
- ✗ Retained as part of your child's permanent record
- ✗ Used to measure teachers' effectiveness



About the Assessment Questions

Assessment questions cover material your children have **already learned in school**.

Assessment questions are written, reviewed, and graded **by teachers**, including some from CES.




What does my child's score mean?

It does not measure their capacity to learn.

It will not be kept in their permanent record.

It will not be used to measure teacher effectiveness.

Your child's score helps assess their mastery of concepts they have **already learned** in school.

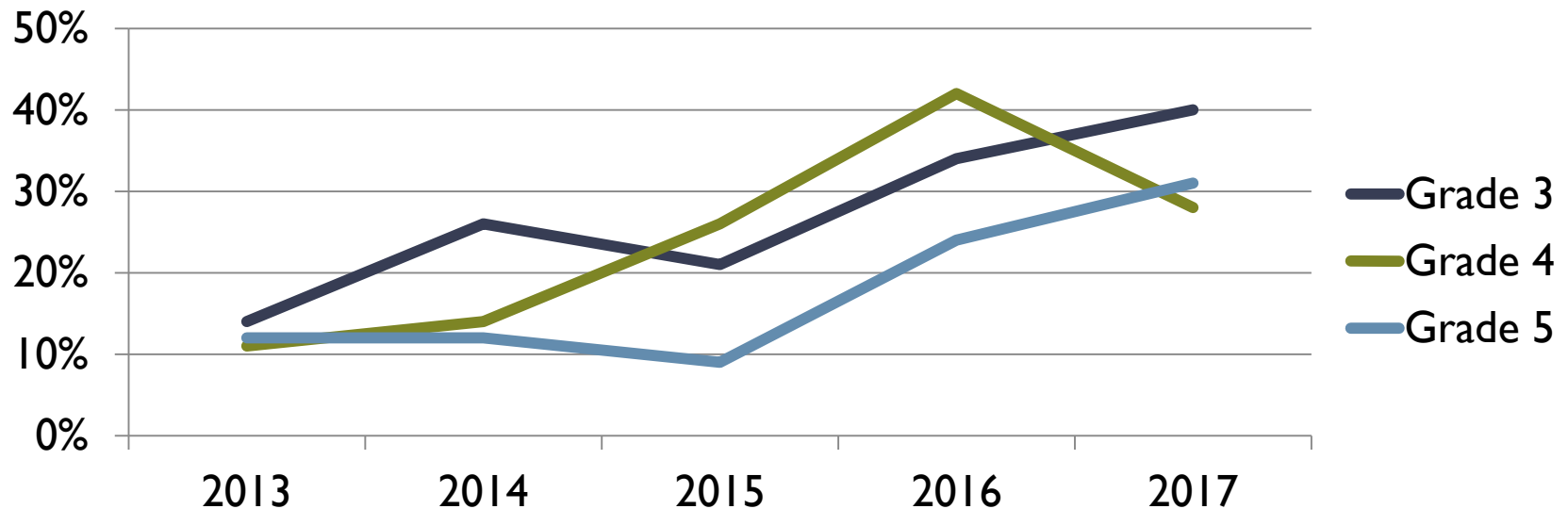


NYS Assessments

Measuring Progress at CES

► Five-Year Trends: ELA Proficiency

	2013	2014	2015	2016	2017
Grade 3	14%	26%	21%	34%	40%
Grade 4	11%	14%	26%	42%	28%
Grade 5	12%	12%	9%	24%	31%

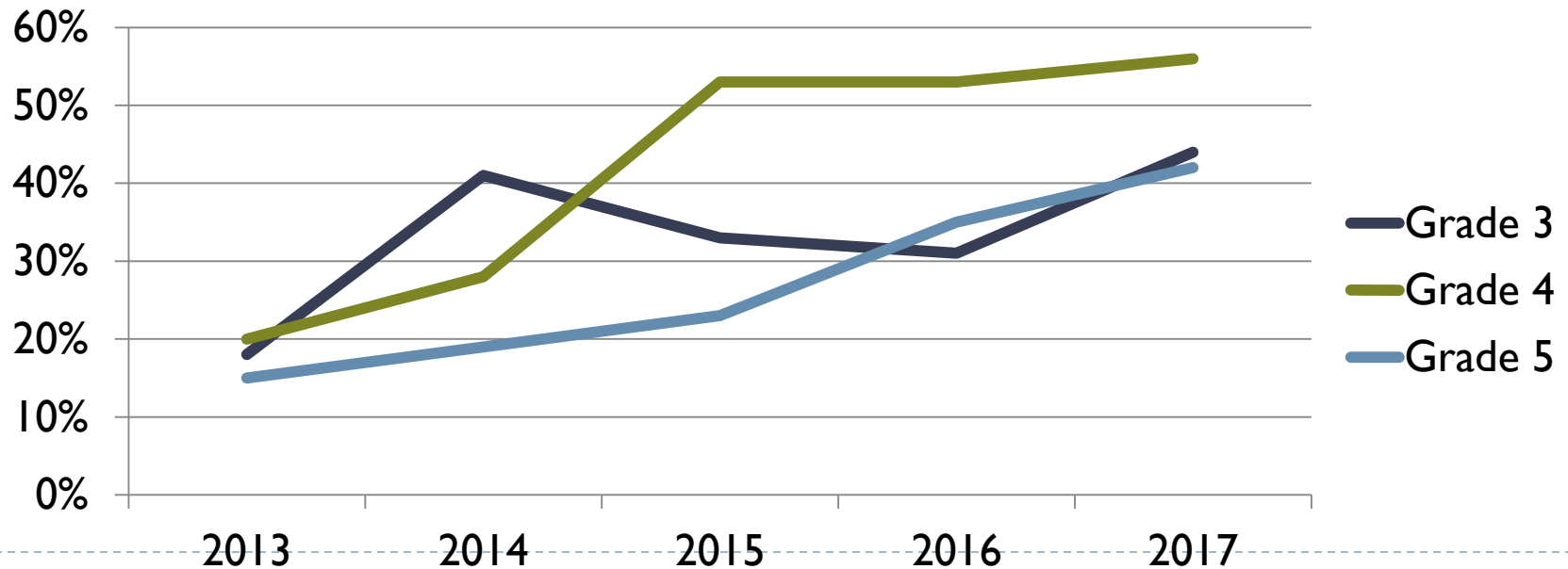


NYS Assessments

Measuring Progress at CES

► Five-Year Trends: Math Proficiency

	2013	2014	2015	2016	2017
Grade 3	18%	41%	33%	31%	44%
Grade 4	20%	28%	53%	53%	56%
Grade 5	15%	19%	23%	35%	42%



How Do We Compare?

Measuring Progress at CES

▶ Three-Year Trends: **Greene County Comparisons**

□ *Ranked within the 6 NYS public school districts in Greene County*

Grade Level	2015	2016	2017
Third Grade ELA	6 th	4 th	2nd
Fourth Grade ELA	2 nd	2 nd	3rd
Fifth Grade ELA	6 th	2 nd	3rd
Third Grade Math	4 th	4 th	3rd
Fourth Grade Math	1 st	1 st	1st
Fifth Grade Math	6 th	3 rd	2nd



How Do We Compare?

Measuring Progress at CES

▶ Three-Year Trends: **Regional Comparisons**

□ *Ranked within the 20 NYS public school districts under Questar III*

Grade Level	2015	2016	2017
Third Grade ELA	13 th	14 th	8th
Fourth Grade ELA	12 th	9 th	13th (tied)
Fifth Grade ELA	20 th	9 th	7th
Third Grade Math	14 th	15 th	10th
Fourth Grade Math	7 th	5 th	5th
Fifth Grade Math	18 th	12 th	6th



NYS Assessments

Measuring Progress at CES

▶ Three-Year Trends: Participation Breakdowns by Grade Level

Grade Level	2015	2016	2017
Third Grade ELA	87%	89%	95%
Fourth Grade ELA	77%	87%	94%
Fifth Grade ELA	67%	79%	94%
Third Grade Math	80%	80%	95%
Fourth Grade Math	65%	84%	92%
Fifth Grade Math	58%	58%	90%



NYS Assessment Participation

Measuring Progress at CES

▶ Three-Year Trends: We're Opting In!

2017 CES NYS Assessment Participation

Assessment	Grades	Participation Rate
NYS ELA Assessment	Grades 3-5	95.5% <i>(of 336 enrolled)</i>
NYS Math Assessment	Grades 3-5	94.1% <i>(of 337 enrolled)</i>
NYS Science Assessment	Grade 4	93.8% <i>(of 128 enrolled)</i>

▶ **Nearing our goal of 95% overall participation**



Great News for CES!

With 95% participation, CES can be removed from the NYS Focus List!



Great strides will enable CES to graduate from the NYS Focus List, if we achieve **95% participation** in this year's NYS Assessments.



When are the Assessments?

ELA: Wednesday, April 11th
and Thursday, April 12th


Math: Tuesday, May 1st
and Wednesday, May 2nd

Gr. 4 Science: Monday, June 4th



Things To Remember

- ✓ Assessments take **just 2 days** per subject
- ✓ Students have **as much time as they need**
- ✓ Assessment results:
 - ✓ Are **not** part of students' permanent records
 - ✓ Are **not** used to evaluate teachers




Things To Remember

Assessments are a tool for teachers to **measure and show progress.**

We can use the assessments to show the **great academic strides** CES has made!

Assessments allow us to provide stronger **student and family support.**



Things To Remember



With 95% participation, CES can graduate from the NYS Focus List.

**CATS CAN
& WILL!**


Each student in Grades 3-5 gets a free t-shirt that says,
“You Know It, Now Show It!”

When we meet our goal, we’ll celebrate
with a BBQ party and DJ.



Let's Show What We Know!

CATS CAN & WILL!



WATCH WHAT WE CAN DO

AT CES!