

The Superintendent of Schools hereby recommend the Acceptance of the Treasurer's Report  
as of December 31, 2023  
General Fund

Bank of Greene County & NYCLASS Accounts

Account Numbers	General						
	A200 General Checking	A200 10 TA	A200 11 Payroll	A200D Tax Account	General Savings	A231 Reserve	A231D Wres
Available Cash Balance as of November 30, 2023	\$ 1,905.53	\$ -	\$ 6,792.33	\$ 129.78	\$ 21,254,163.06	\$ 7,430,226.93	\$ 600.01
Add:							
Receipts collected during the month							
PILOTS							
Real Property Taxes							
Penalties							
Star Reimbursement							
E Rate							
State BOCES, Federal Aid	1,868,415.20						
Interest and Earning on Investments	23.24	0.00	3.39	0.00	89,100.12	32,609.72	0.01
Food Service							
Tuition & Charges for Services							
Building Rent							
Medicaid							
Payroll	167,901.66						
Interfund Transfers	3,400,268.00	0.00	1,198,847.74		2,108,356.65		1,124,194.25
Miscellaneous Receipts	68,150.13						3,677.65
<b>Total:</b>	<b>\$ 5,504,758.23</b>	<b>\$ -</b>	<b>\$ 1,198,851.13</b>	<b>\$ -</b>	<b>\$ 2,197,456.77</b>	<b>\$ 32,609.72</b>	<b>\$ 1,127,871.91</b>
Less:							
Disbursements During the Month:							
By Check, Wire, Payroll	3,646,148.81		1,199,172.86				
By Interfund Transfer	1,858,000.00				4,722,521.18		1,124,194.25
<b>Total:</b>	<b>\$ 5,504,148.81</b>	<b>\$ -</b>	<b>\$ 1,199,172.86</b>	<b>\$ -</b>	<b>\$ 4,722,521.18</b>	<b>\$ -</b>	<b>\$ 1,124,194.25</b>
Available Cash Balance as of December 31, 2023 per General Ledger	\$ 2,514.95	\$ -	\$ 6,470.60	\$ 129.78	\$ 18,729,098.65	\$ 7,462,836.65	\$ 4,277.67
Reconciliation with Bank Statements:							
Balance per Bank Statement:	\$ 198,864.69	\$ -	\$ 8,194.49	\$ 129.78	\$ 18,829,398.65	\$ 7,462,836.65	\$ 4,277.67
Less: Outstanding Checks	(296,649.74)		(1,723.89)				
Add: Deposits in Transit	100,300.00						
Less: Other Debits					(100,300.00)		
Add: Other Credits							
<b>Adjusted Bank Balance</b>	<b>\$ 2,514.95</b>	<b>\$ -</b>	<b>\$ 6,470.60</b>	<b>\$ 129.78</b>	<b>\$ 18,729,098.65</b>	<b>\$ 7,462,836.65</b>	<b>\$ 4,277.67</b>
Unreconciled Difference	\$ 0.00	\$ 0.00	\$ 0.00	\$ 0.00	\$ 0.00	\$ 0.00	\$ 0.00

I certify that the above balances are in agreement with the bank statements as reconciled.

Received by the Board of Education and entered as part of the Board meeting held on February 7, 2024

Prepared by:

*Melanie A. Lasher*  
Melanie A. Lasher, District Treasurer

Review by:

*Lissa A. D'ek* 1/31/24  
Lissa A. D'ek, Business Manager

\* Due to the additional investment accounts the Treasurer's report is separated out by General fund and all other funds

**Catskill CSD**

**Revenue Status Report By Function From 12/1/2023 To 12/31/2023**



Account	Description	Budget	Adjustments	Revised Budget	Revenue Earned	Unearned Revenue
<a href="#">A 2401</a>	Interest & Earnings	0.00	0.00	0.00	121,755.16	-121,755.16
<a href="#">A 2650</a>	Sale of Scrap & Excess Material	0.00	0.00	0.00	22.00	-22.00
<a href="#">A 2703</a>	Non-BOCES Refund Prior Yr Exp	0.00	0.00	0.00	3,677.65	-3,677.65
<a href="#">A 3101</a>	General Aid	0.00	0.00	0.00	760,986.69	-760,986.69
<a href="#">A 3101.4</a>	Excess Cost Aid	0.00	0.00	0.00	768,049.75	-768,049.75
<a href="#">A 3102</a>	VLT Lottery Aid	0.00	0.00	0.00	84,056.76	-84,056.76
<a href="#">A 5997</a>	Approp. Reserves	0.00	0.00	0.00	381,021.00	-381,021.00
<b>A Totals:</b>		<b>0.00</b>	<b>0.00</b>	<b>0.00</b>	<b>2,119,569.01</b>	<b>-2,119,569.01</b>
<b>Grand Totals:</b>		<b>0.00</b>	<b>0.00</b>	<b>0.00</b>	<b>2,119,569.01</b>	<b>-2,119,569.01</b>



Account	Description	Debits	Credits
A 200	Cash- Bank of GC General Fund Checking	1,214.29	0.00
A 200.11	Cash- Bank of GC Payroll Checking	0.00	318.52
A 200D	Cash - Bank of GC Tax Collection	0.00	313,218.26
A 200M	Cash - Bank of GC Municipal NOW	0.00	7,190,564.46
A 231	Cash- Bank of GC Reserve Account	1,920,093.55	0.00
A 231D	Cash - Bank of GC Wires Only Acct	3,677.66	0.00
A 250	Taxes Receivable	0.00	170,220.36
A 3911	Due From Federal Funds	304,596.34	0.00
A 3912	Due From Cafe Funds	143,400.00	0.00
A 3917	Due From General Fund	2,719,435.46	0.00
A 521	Encumbrances	0.00	6,563,821.72
A 522	Appropriation Expense	7,354,168.41	0.00
A 600	Accounts Payable	51,475.40	0.00
A 6301	Due To Federal Funds	0.00	264,259.00
A 6302	Due To Cafe Funds	0.00	154,791.00
A 6304	Due To Debt Funds	0.00	48,169.48
A 6307	Due To General Fund	0.00	2,719,435.46
A 631	Due To Other Governments	961,223.00	0.00
A 632	Due To State Teachers Ret Syst	527,316.86	0.00
A 718	State Retirement	0.00	69.82
A 729	Employee Annuities	0.00	900.00
A 821	Reserve For Encumbrances	6,563,821.72	0.00
A 827	RETIREMENT CONTRIPBUTION RESERVE	83,946.00	0.00
A 827.1	RETIREMENT CONTRIPBUTION RESERVE-TRS	159,870.00	0.00
A 889	Accrued Employee Benefits Reserve	137,205.00	0.00
A 980	Revenues	0.00	3,505,675.61
<b>A Fund Totals:</b>		<b>20,931,443.69</b>	<b>20,931,443.69</b>
<b>Grand Totals:</b>		<b>20,931,443.69</b>	<b>20,931,443.69</b>

Catskill CSD

Appropriation Status Detail Report By Function From 11/1/2023 To 11/30/2023



Account	Description		Budget	Adjustments	Adj. Budget	Expensed	Encumbered	Available
<a href="#">A 1010.400-00-0000</a>	BOE Contractual Expense		0.00	-2,500.00	-2,500.00	0.00	0.00	-2,500.00
<a href="#">A 1010.415-00-0000</a>	Board Travel & Conferences		0.00	2,500.00	2,500.00	3,808.91	-1,433.48	124.57
<a href="#">A 1010.490-00-0000</a>	BOE Boces Services		0.00	0.00	0.00	165.00	-165.00	0.00
<b>1010</b>	<b>BOARD OF EDUCATION</b>	*	<b>0.00</b>	<b>0.00</b>	<b>0.00</b>	<b>3,973.91</b>	<b>-1,598.48</b>	<b>-2,375.43</b>
<a href="#">A 1040.160-00-0000</a>	District Clerk Salary		0.00	0.00	0.00	666.66	-666.66	0.00
<b>1040</b>	<b>DISTRICT CLERK</b>	*	<b>0.00</b>	<b>0.00</b>	<b>0.00</b>	<b>666.66</b>	<b>-666.66</b>	<b>0.00</b>
<a href="#">A 1060.160-00-0000</a>	District Meeting Salaries		0.00	1,500.00	1,500.00	195.00	0.00	1,305.00
<a href="#">A 1060.400-00-0000</a>	District Mtg Cont Exp		0.00	-1,500.00	-1,500.00	0.00	0.00	-1,500.00
<a href="#">A 1060.490-00-0000</a>	District Meetings BOCES Services		0.00	0.00	0.00	905.67	-905.67	0.00
<b>1060</b>	<b>DISTRICT MEETING</b>	*	<b>0.00</b>	<b>0.00</b>	<b>0.00</b>	<b>1,100.67</b>	<b>-905.67</b>	<b>-195.00</b>
<b>10</b>		**	<b>0.00</b>	<b>0.00</b>	<b>0.00</b>	<b>5,741.24</b>	<b>-3,170.81</b>	<b>-2,570.43</b>
<a href="#">A 1240.151-00-0000</a>	Supt Salary		0.00	0.00	0.00	29,809.16	-29,809.16	0.00
<a href="#">A 1240.160-00-0000</a>	Supt Support Salaries		0.00	0.00	0.00	6,073.42	-6,073.42	0.00
<b>1240</b>	<b>CHIEF SCHOOL ADMINISTRATOR</b>	*	<b>0.00</b>	<b>0.00</b>	<b>0.00</b>	<b>35,882.58</b>	<b>-35,882.58</b>	<b>0.00</b>
<b>12</b>		**	<b>0.00</b>	<b>0.00</b>	<b>0.00</b>	<b>35,882.58</b>	<b>-35,882.58</b>	<b>0.00</b>
<a href="#">A 1310.160-00-0000</a>	Business Office Salaries		0.00	23,000.00	23,000.00	23,732.24	-23,732.24	23,000.00
<a href="#">A 1310.163-00-0000</a>	Business Office Subs		0.00	0.00	0.00	817.50	0.00	-817.50
<a href="#">A 1310.164-00-0000</a>	Business Office OT Salaries		0.00	0.00	0.00	147.10	0.00	-147.10
<a href="#">A 1310.415-00-0000</a>	Business Office Travel & Conference		0.00	0.00	0.00	0.00	638.16	-638.16
<a href="#">A 1310.450-00-0000</a>	Business Office Materials & Supplies		0.00	0.00	0.00	22.73	457.23	-479.96
<a href="#">A 1310.490-00-0000</a>	Business Office BOCES Services		0.00	0.00	0.00	10,899.08	-10,899.08	0.00
<b>1310</b>	<b>BUSINESS ADMINISTRATION</b>	*	<b>0.00</b>	<b>23,000.00</b>	<b>23,000.00</b>	<b>35,618.65</b>	<b>-33,535.93</b>	<b>20,917.28</b>
<a href="#">A 1325.160-00-0000</a>	Treasurer's Salary		0.00	0.00	0.00	7,225.00	-7,225.00	0.00
<b>1325</b>	<b>TREASURER</b>	*	<b>0.00</b>	<b>0.00</b>	<b>0.00</b>	<b>7,225.00</b>	<b>-7,225.00</b>	<b>0.00</b>
<a href="#">A 1330.450-00-0000</a>	Tax Collector Materials & Supplies		0.00	0.00	0.00	0.00	2.04	-2.04
<b>1330</b>	<b>TAX COLLECTOR</b>	*	<b>0.00</b>	<b>0.00</b>	<b>0.00</b>	<b>0.00</b>	<b>2.04</b>	<b>-2.04</b>
<a href="#">A 1345.490-00-0000</a>	Purchasing BOCES Services		0.00	0.00	0.00	1,341.86	-1,341.86	0.00
<b>1345</b>	<b>PURCHASING</b>	*	<b>0.00</b>	<b>0.00</b>	<b>0.00</b>	<b>1,341.86</b>	<b>-1,341.86</b>	<b>0.00</b>
<a href="#">A 1380.400-00-0000</a>	Fiscal Agent Fees		0.00	0.00	0.00	2,537.25	-2,537.25	0.00
<b>1380</b>	<b>FISCAL AGENT FEE</b>	*	<b>0.00</b>	<b>0.00</b>	<b>0.00</b>	<b>2,537.25</b>	<b>-2,537.25</b>	<b>0.00</b>
<b>13</b>		**	<b>0.00</b>	<b>23,000.00</b>	<b>23,000.00</b>	<b>46,722.76</b>	<b>-44,638.00</b>	<b>20,915.24</b>
<a href="#">A 1430.490-00-0000</a>	Personnel BOCES Services		0.00	0.00	0.00	15,655.35	-15,655.35	0.00
<b>1430</b>	<b>PERSONNEL</b>	*	<b>0.00</b>	<b>0.00</b>	<b>0.00</b>	<b>15,655.35</b>	<b>-15,655.35</b>	<b>0.00</b>

Catskill CSD

Appropriation Status Detail Report By Function From 11/1/2023 To 11/30/2023



Account	Description		Budget	Adjustments	Adj. Budget	Expensed	Encumbered	Available
<a href="#">A 1460.400-00-0000</a>	Records Mgmt - Purchased Svcs		0.00	0.00	0.00	1,572.68	-1,572.68	0.00
<b>1460</b>	<b>RECORDS MANAGEMENT OFFICER</b>	*	<b>0.00</b>	<b>0.00</b>	<b>0.00</b>	<b>1,572.68</b>	<b>-1,572.68</b>	<b>0.00</b>
<a href="#">A 1480.490-00-0000</a>	Public Info BOCES Services		0.00	0.00	0.00	3,951.80	-3,951.80	0.00
<b>1480</b>	<b>PUBLIC INFORMATION &amp; SERVICES</b>	*	<b>0.00</b>	<b>0.00</b>	<b>0.00</b>	<b>3,951.80</b>	<b>-3,951.80</b>	<b>0.00</b>
<b>14</b>		**	<b>0.00</b>	<b>0.00</b>	<b>0.00</b>	<b>21,179.83</b>	<b>-21,179.83</b>	<b>0.00</b>
<a href="#">A 1620.160-00-0000</a>	Operations Salaries		0.00	-5,000.00	-5,000.00	77,917.44	-77,768.54	-5,148.90
<a href="#">A 1620.163-00-0000</a>	Operations - Seasonal & Sub Salaries		0.00	5,000.00	5,000.00	2,280.00	0.00	2,720.00
<a href="#">A 1620.164-00-0000</a>	Operations - Overtime Salaries		0.00	0.00	0.00	1,656.45	0.00	-1,656.45
<a href="#">A 1620.200-00-0000</a>	Operations - Equipment		0.00	0.00	0.00	0.00	7,200.00	-7,200.00
<a href="#">A 1620.400-00-0000</a>	Operations - Contractual Expense		0.00	0.00	0.00	15,940.90	-9,064.46	-6,876.44
<a href="#">A 1620.422-00-0000</a>	Operations - Electricity		0.00	0.00	0.00	24,701.21	-24,701.21	0.00
<a href="#">A 1620.423-00-0000</a>	Operations - Gas - Heating		0.00	0.00	0.00	58,413.78	-58,413.78	0.00
<a href="#">A 1620.424-00-0000</a>	Operations - Regular & Cell Phones		0.00	152,400.00	152,400.00	2,746.93	149,653.07	0.00
<a href="#">A 1620.442-00-0000</a>	Operations - Safety & Security		0.00	0.00	0.00	3,254.13	1,745.87	-5,000.00
<a href="#">A 1620.447-00-0000</a>	Operations - Refuse Removal		0.00	0.00	0.00	1,756.16	-1,756.16	0.00
<a href="#">A 1620.450-00-0000</a>	Operations - Materials & Supplies		0.00	0.00	0.00	5,743.07	14,081.89	-19,824.96
<a href="#">A 1620.490-00-0000</a>	Operations - Health & Safety BOCES Svc		0.00	0.00	0.00	5,309.66	-5,309.66	0.00
<b>1620</b>	<b>OPERATION OF PLANT</b>	*	<b>0.00</b>	<b>152,400.00</b>	<b>152,400.00</b>	<b>199,719.73</b>	<b>-4,332.98</b>	<b>-42,986.75</b>
<a href="#">A 1621.160-00-0000</a>	Maint Support Salaries		0.00	0.00	0.00	21,278.62	-19,690.52	-1,588.10
<a href="#">A 1621.164-00-0000</a>	Maint OT Salaries		0.00	0.00	0.00	781.50	0.00	-781.50
<a href="#">A 1621.200-00-0000</a>	Maint Equipment		0.00	0.00	0.00	0.00	13,469.82	-13,469.82
<a href="#">A 1621.400-00-0000</a>	Maint Contractual Expense		0.00	0.00	0.00	521.50	-521.50	0.00
<a href="#">A 1621.447-00-0000</a>	Maint Snow Removal		0.00	-5,000.00	-5,000.00	0.00	0.00	-5,000.00
<a href="#">A 1621.450-00-0000</a>	Maint Materials & Supplies		0.00	0.00	0.00	57.89	-57.89	0.00
<a href="#">A 1621.451-00-0000</a>	Maint Supplies - Heat & Vent		0.00	0.00	0.00	9,784.17	-9,784.17	0.00
<a href="#">A 1621.452-00-0000</a>	Maint Supplies - Paint & Glass		0.00	0.00	0.00	180.36	0.00	-180.36
<a href="#">A 1621.453-00-0000</a>	Maint Supplies - Electrical		0.00	2,500.00	2,500.00	95.40	-95.40	2,500.00
<a href="#">A 1621.455-00-0000</a>	Maint Supplies - Hardware		0.00	2,500.00	2,500.00	177.82	0.00	2,322.18
<a href="#">A 1621.456-00-0000</a>	Maint Supplies - Plumbing		0.00	0.00	0.00	274.83	0.00	-274.83
<a href="#">A 1621.458-00-0000</a>	Maint Supplies - Grounds		0.00	0.00	0.00	3,714.71	2,159.34	-5,874.05
<a href="#">A 1621.490-00-0000</a>	Maintenance - BOCES Services		0.00	0.00	0.00	466.00	-466.00	0.00
<b>1621</b>	<b>MAINTENANCE OF PLANT</b>	*	<b>0.00</b>	<b>0.00</b>	<b>0.00</b>	<b>37,332.80</b>	<b>-14,986.32</b>	<b>-22,346.48</b>
<a href="#">A 1622.401-00-0000</a>	Security Contractual		0.00	0.00	0.00	21,815.58	-21,815.58	0.00

Catskill CSD

Appropriation Status Detail Report By Function From 11/1/2023 To 11/30/2023



Account	Description		Budget	Adjustments	Adj. Budget	Expensed	Encumbered	Available
<a href="#">A 1622.490-00-0000</a>	Security - BOCES Services		0.00	0.00	0.00	250.50	-250.50	0.00
<b>1622</b>		*	<b>0.00</b>	<b>0.00</b>	<b>0.00</b>	<b>22,066.08</b>	<b>-22,066.08</b>	<b>0.00</b>
<a href="#">A 1670.160-00-0000</a>	Printing & Mailing Salaries		0.00	0.00	0.00	2,691.02	-2,691.02	0.00
<a href="#">A 1670.400-00-0000</a>	Printing & Mailing - Cont Exp		0.00	0.00	0.00	539.71	1,769.13	-2,308.84
<a href="#">A 1670.435-00-0000</a>	Printing & Mailing Equip Lease		0.00	0.00	0.00	5,353.40	-5,353.40	0.00
<a href="#">A 1670.450-00-0000</a>	Printing & Mailing Supplies - District		0.00	0.00	0.00	6,986.00	-5,171.10	-1,814.90
<b>1670</b>	<b>CENTRAL PRINTING &amp; MAILING</b>	*	<b>0.00</b>	<b>0.00</b>	<b>0.00</b>	<b>15,570.13</b>	<b>-11,446.39</b>	<b>-4,123.74</b>
<a href="#">A 1680.490-00-0000</a>	Central Data BOCES Services		0.00	0.00	0.00	11,172.08	-11,172.08	0.00
<b>1680</b>	<b>CENTRAL DATA PROCESSING</b>	*	<b>0.00</b>	<b>0.00</b>	<b>0.00</b>	<b>11,172.08</b>	<b>-11,172.08</b>	<b>0.00</b>
<b>16</b>		**	<b>0.00</b>	<b>152,400.00</b>	<b>152,400.00</b>	<b>285,860.82</b>	<b>-64,003.85</b>	<b>-69,456.97</b>
<a href="#">A 1920.400-00-0000</a>	District Assoc Dues & Fees		0.00	0.00	0.00	0.00	10,014.00	-10,014.00
<b>1920</b>	<b>SCHOOL ASSOCIATION DUES</b>	*	<b>0.00</b>	<b>0.00</b>	<b>0.00</b>	<b>0.00</b>	<b>10,014.00</b>	<b>-10,014.00</b>
<a href="#">A 1981.490-00-0000</a>	BOCES Administrative Charge		0.00	0.00	0.00	26,505.20	-26,505.20	0.00
<a href="#">A 1981.491-00-0000</a>	BOCES Rent & Capital Chrgs		0.00	0.00	0.00	10,019.70	-10,019.70	0.00
<b>1981</b>	<b>BOCES ADMINISTRATIVE COSTS</b>	*	<b>0.00</b>	<b>0.00</b>	<b>0.00</b>	<b>36,524.90</b>	<b>-36,524.90</b>	<b>0.00</b>
<b>19</b>		**	<b>0.00</b>	<b>0.00</b>	<b>0.00</b>	<b>36,524.90</b>	<b>-26,510.90</b>	<b>-10,014.00</b>
<b>1</b>		***	<b>0.00</b>	<b>175,400.00</b>	<b>175,400.00</b>	<b>431,912.13</b>	<b>-195,385.97</b>	<b>-61,126.16</b>
<a href="#">A 2010.150-17-0000</a>	Curriculum Development Salaries-DI		0.00	0.00	0.00	56.78	0.00	-56.78
<a href="#">A 2010.450-17-0000</a>	Office Supplies and Materials		0.00	0.00	0.00	93.93	-86.85	-7.08
<b>2010</b>	<b>CURRICULUM DEVEL &amp; SUPERVISION</b>	*	<b>0.00</b>	<b>0.00</b>	<b>0.00</b>	<b>150.71</b>	<b>-86.85</b>	<b>-63.86</b>
<a href="#">A 2020.151-03-0000</a>	High School Administration		0.00	0.00	0.00	23,291.22	-9,691.22	-13,600.00
<a href="#">A 2020.151-07-0000</a>	Middle School Administration		0.00	0.00	0.00	19,285.98	-19,285.98	0.00
<a href="#">A 2020.151-08-0000</a>	Elementary School Administration		0.00	0.00	0.00	18,478.02	-18,478.02	0.00
<a href="#">A 2020.160-03-0000</a>	Supv Support Salaries - High School		0.00	0.00	0.00	10,917.76	-10,917.76	0.00
<a href="#">A 2020.160-07-0000</a>	Supv Support Salaries - Middle School		0.00	0.00	0.00	3,173.80	-3,173.80	0.00
<a href="#">A 2020.160-08-0000</a>	Supv Support Salaries - Elementary School		0.00	-2,000.00	-2,000.00	5,622.66	-5,622.66	-2,000.00
<a href="#">A 2020.160-20-0000</a>	Administrative Support Salaries		0.00	0.00	0.00	600.00	0.00	-600.00
<a href="#">A 2020.163-00-0000</a>	Supv. Support Sub Salaries		0.00	0.00	0.00	1,275.00	0.00	-1,275.00
<a href="#">A 2020.164-00-0000</a>	Supv Support OT Salaries		0.00	2,000.00	2,000.00	270.43	0.00	1,729.57
<a href="#">A 2020.400-07-0000</a>	Supv Contractual Expense - MS		0.00	-1,000.00	-1,000.00	0.00	0.00	-1,000.00
<a href="#">A 2020.450-07-0000</a>	Supv Supplies - MS		0.00	1,000.00	1,000.00	0.00	872.42	127.58
<a href="#">A 2020.490-00-0000</a>	Supv BOCES Services		0.00	0.00	0.00	3,549.00	-3,549.00	0.00
<b>2020</b>	<b>SUPERVISION-REGULAR SCHOOL</b>	*	<b>0.00</b>	<b>0.00</b>	<b>0.00</b>	<b>86,463.87</b>	<b>-69,846.02</b>	<b>-16,617.85</b>

Catskill CSD

Appropriation Status Detail Report By Function From 11/1/2023 To 11/30/2023



Account	Description	Budget	Adjustments	Adj. Budget	Expensed	Encumbered	Available
<a href="#">A 2060.490-00-0000</a>	Research BOCES Services	0.00	0.00	0.00	9,344.50	-9,344.50	0.00
<b>2060</b>	<b>RESEARCH, PLANNING &amp; EVALUAT</b>	<b>0.00</b>	<b>0.00</b>	<b>0.00</b>	<b>9,344.50</b>	<b>-9,344.50</b>	<b>0.00</b>
<a href="#">A 2070.490-17-0000</a>	Inservice BOCES Services- DI	0.00	0.00	0.00	16,394.14	-16,394.14	0.00
<b>2070</b>	<b>INSERVICE TRAINING-INSTRUCTION</b>	<b>0.00</b>	<b>0.00</b>	<b>0.00</b>	<b>16,394.14</b>	<b>-16,394.14</b>	<b>0.00</b>
<b>20</b>		<b>0.00</b>	<b>0.00</b>	<b>0.00</b>	<b>112,353.22</b>	<b>-95,671.51</b>	<b>-16,681.71</b>
<a href="#">A 2110.100-08-0000</a>	Pre-Kindergarten Teacher Salaries	0.00	65,000.00	65,000.00	5,356.26	-5,356.26	65,000.00
<a href="#">A 2110.120-08-0000</a>	Grades K-3 Teacher Salaries	0.00	-65,000.00	-65,000.00	192,735.02	-192,735.02	-65,000.00
<a href="#">A 2110.121-07-0000</a>	Grade 6 Teacher Salaries	0.00	0.00	0.00	50,144.48	-50,144.48	0.00
<a href="#">A 2110.121-08-0000</a>	Grades 4-5 Teacher Salaries	0.00	0.00	0.00	100,799.56	-100,799.56	0.00
<a href="#">A 2110.130-03-0000</a>	Grades 9-12 Teacher Salaries High School	0.00	0.00	0.00	239,407.70	-239,407.70	0.00
<a href="#">A 2110.130-07-0000</a>	Grades 7-8 Teacher Salaries Middle School	0.00	0.00	0.00	106,499.24	-106,499.24	0.00
<a href="#">A 2110.140-00-0000</a>	Substitute Teaching	0.00	0.00	0.00	51,930.93	0.00	-51,930.93
<a href="#">A 2110.140-08-0000</a>	Substitute Teaching - Elementary School	0.00	0.00	0.00	110.00	0.00	-110.00
<a href="#">A 2110.146-00-0000</a>	Detention Salaries	0.00	0.00	0.00	442.08	-442.08	0.00
<a href="#">A 2110.155-03-0000</a>	Teaching Assistants - High School	0.00	0.00	0.00	10,763.44	-10,763.44	0.00
<a href="#">A 2110.155-07-0000</a>	Teaching Assistants - Middle School	0.00	0.00	0.00	9,509.84	-9,509.84	0.00
<a href="#">A 2110.155-08-0000</a>	Teaching Assistants - Elementary School	0.00	0.00	0.00	21,946.26	-21,946.26	0.00
<a href="#">A 2110.155-08-UPRK</a>	Teaching Assistants - Elementary School PreK	0.00	0.00	0.00	5,674.80	-5,674.80	0.00
<a href="#">A 2110.160-03-0000</a>	Reg Ed Support Salaries - High School	0.00	0.00	0.00	12,188.10	-12,188.10	0.00
<a href="#">A 2110.160-07-0000</a>	Reg Ed Support Salaries - Middle School	0.00	0.00	0.00	11,750.16	2,665.62	-14,415.78
<a href="#">A 2110.160-08-0000</a>	Reg Ed Support Salaries - Elementary School	0.00	0.00	0.00	13,886.89	-20,439.52	6,552.63
<a href="#">A 2110.160-08-UPRK</a>	Reg Ed Support Salaries - Elementary School Pre K	0.00	0.00	0.00	6,383.64	-6,383.64	0.00
<a href="#">A 2110.162-00-0000</a>	Support Salaries Extra Pay	0.00	0.00	0.00	1,440.80	0.00	-1,440.80
<a href="#">A 2110.163-00-0000</a>	Support Staff Substitutes	0.00	0.00	0.00	1,855.75	0.00	-1,855.75
<a href="#">A 2110.172-00-0000</a>	Teaching Assistant - Extra Pay	0.00	0.00	0.00	247.58	0.00	-247.58
<a href="#">A 2110.173-00-0000</a>	Teaching Assistant - Substitute	0.00	0.00	0.00	5,252.00	0.00	-5,252.00
<a href="#">A 2110.200-03-0000</a>	Instr Equipment - HS	0.00	0.00	0.00	438.89	-1,503.98	1,065.09
<a href="#">A 2110.200-07-0622</a>	Music-MS - Instr Equipment	0.00	0.00	0.00	18,406.12	-18,406.12	0.00
<a href="#">A 2110.400-03-0000</a>	Contractual Expense HS	0.00	0.00	0.00	0.00	4,156.00	-4,156.00
<a href="#">A 2110.400-03-0622</a>	Contractual Expense Music CHS	0.00	0.00	0.00	75.00	-75.00	0.00
<a href="#">A 2110.400-07-0000</a>	Contractual Expense MS	0.00	0.00	0.00	180.00	-180.00	0.00
<a href="#">A 2110.403-03-0000</a>	Field Trips HS	0.00	0.00	0.00	110.00	-50.00	-60.00
<a href="#">A 2110.415-00-0000</a>	DW Travel & Conference	0.00	0.00	0.00	-261.00	0.00	261.00



**Catskill CSD**

**Appropriation Status Detail Report By Function From 11/1/2023 To 11/30/2023**



Account	Description	Budget	Adjustments	Adj. Budget	Expensed	Encumbered	Available
<a href="#">A 2110.415-03-0000</a>	Travel & Conference HS	0.00	0.00	0.00	195.00	-48.93	-146.07
<a href="#">A 2110.415-03-0622</a>	Travel & Conference Music CHS	0.00	0.00	0.00	0.00	-275.00	275.00
<a href="#">A 2110.415-03-0623</a>	Travel & Conference HS Art	0.00	0.00	0.00	294.00	-324.00	30.00
<a href="#">A 2110.415-07-0000</a>	Travel & Conference MS	0.00	0.00	0.00	390.00	-390.00	0.00
<a href="#">A 2110.415-07-0622</a>	Travel & Conference Music CMS	0.00	0.00	0.00	0.00	-275.00	275.00
<a href="#">A 2110.415-07-0623</a>	Travel & Conference Art CMS	0.00	0.00	0.00	294.00	-294.00	0.00
<a href="#">A 2110.415-08-0000</a>	Travel & Conference CES	0.00	0.00	0.00	195.00	363.00	-558.00
<a href="#">A 2110.415-08-0623</a>	Travel & Conference Art CES	0.00	0.00	0.00	204.00	-107.67	-96.33
<a href="#">A 2110.420-03-0000</a>	Graduation HS	0.00	0.00	0.00	47.92	-47.92	0.00
<a href="#">A 2110.450-03-0000</a>	Supplies - HS	0.00	0.00	0.00	595.37	-90.34	-505.03
<a href="#">A 2110.450-07-0000</a>	Supplies MS	0.00	0.00	0.00	3,438.42	-3,434.11	-4.31
<a href="#">A 2110.450-07-0618</a>	Physical Education	0.00	0.00	0.00	199.18	-199.18	0.00
<a href="#">A 2110.450-07-0622</a>	Supplies - Music CMS	0.00	0.00	0.00	707.41	-707.41	0.00
<a href="#">A 2110.450-08-0000</a>	Supplies CES	0.00	0.00	0.00	1,693.49	-1,213.16	-480.33
<a href="#">A 2110.450-08-0622</a>	Supplies - Music CES	0.00	0.00	0.00	0.00	335.98	-335.98
<a href="#">A 2110.480-03-0000</a>	Teaching Textbooks - HS	0.00	0.00	0.00	213.05	-213.05	0.00
<a href="#">A 2110.480-08-0000</a>	Teaching Textbooks - CES	0.00	0.00	0.00	0.00	643.57	-643.57
<a href="#">A 2110.490-00-0000</a>	Teaching BOCES Services	0.00	0.00	0.00	22,595.63	-22,595.63	0.00
<b>2110</b>	<b>TEACHING-REGULAR SCHOOL</b>	<b>0.00</b>	<b>0.00</b>	<b>0.00</b>	<b>898,336.01</b>	<b>-824,556.27</b>	<b>-73,779.74</b>
<b>21</b>		<b>0.00</b>	<b>0.00</b>	<b>0.00</b>	<b>898,336.01</b>	<b>-824,556.27</b>	<b>-73,779.74</b>
<a href="#">A 2250.150-00-0000</a>	Special Ed Instructional Salaries	0.00	0.00	0.00	536.25	0.00	-536.25
<a href="#">A 2250.150-03-0000</a>	Special Ed Instructional Salaries - Grades 9-12	0.00	-2,000.00	-2,000.00	47,557.20	-47,557.20	-2,000.00
<a href="#">A 2250.150-07-0000</a>	Special Ed Instructional Salaries - Middle School Grades 6-8	0.00	2,000.00	2,000.00	43,104.74	-43,104.74	2,000.00
<a href="#">A 2250.150-08-0000</a>	Special Ed Instructional Salaries - Elementary Grades K-5	0.00	0.00	0.00	57,448.04	-57,448.04	0.00
<a href="#">A 2250.151-00-0000</a>	Special Ed Administrative Salaries	0.00	0.00	0.00	10,000.00	-10,000.00	0.00
<a href="#">A 2250.155-03-0000</a>	Special Ed Teaching Assistants - High School	0.00	0.00	0.00	2,942.78	-2,942.78	0.00
<a href="#">A 2250.155-07-0000</a>	Special Ed Teaching Assistants - Middle School	0.00	0.00	0.00	2,535.98	-2,535.98	0.00
<a href="#">A 2250.155-08-0000</a>	Special Ed Teaching Assistants - Elementary School	0.00	0.00	0.00	22,054.50	-22,054.50	0.00
<a href="#">A 2250.160-03-0000</a>	Special Ed Non-Instructional Salaries - High School	0.00	0.00	0.00	9,473.96	-9,473.96	0.00
<a href="#">A 2250.160-07-0000</a>	Special Ed Non-Instructional Salaries - Middle School	0.00	0.00	0.00	16,896.24	-16,896.24	0.00





Account	Description	Budget	Adjustments	Adj. Budget	Expensed	Encumbered	Available
<a href="#">A 2250.160-08-0000</a>	Special Ed Non-Instructional Salaries - Elementary School	0.00	0.00	0.00	28,275.64	-28,275.64	0.00
<a href="#">A 2250.400-00-0000</a>	Special Ed Contractual Services	0.00	0.00	0.00	710.00	290.00	-1,000.00
<a href="#">A 2250.415-00-0000</a>	Special Ed Travel & Conference	0.00	0.00	0.00	1,952.61	-1,385.73	-566.88
<a href="#">A 2250.440-00-0000</a>	Special Ed OT & PT Services	0.00	0.00	0.00	25,122.00	-25,122.00	0.00
<a href="#">A 2250.450-00-0000</a>	Special Ed Supplies	0.00	0.00	0.00	1,064.70	-1,047.49	-17.21
<a href="#">A 2250.471-00-0000</a>	Spec Ed Tuition Public Schools	0.00	90,000.00	90,000.00	20,243.26	84,506.76	-14,750.02
<a href="#">A 2250.472-00-0000</a>	Spec Ed Tutor/Tuition Non-Public	0.00	-90,000.00	-90,000.00	89,163.41	-89,163.41	-90,000.00
<a href="#">A 2250.473-00-0000</a>	Maint. for Residential Programs	0.00	0.00	0.00	0.00	98,144.70	-98,144.70
<a href="#">A 2250.490-00-0000</a>	Special Ed BOCES Services	0.00	0.00	0.00	189,240.47	-189,240.47	0.00
<b>2250</b>	<b>PROGRAMS-STUDENTS W/ DISABIL</b>	<b>0.00</b>	<b>0.00</b>	<b>0.00</b>	<b>568,321.78</b>	<b>-363,306.72</b>	<b>-205,015.06</b>
<a href="#">A 2259.150-03-0000</a>	ELL Instructional Salaries - High School	0.00	0.00	0.00	4,173.30	-4,173.30	0.00
<a href="#">A 2259.150-07-0000</a>	ELL Instructional Salaries - Middle School	0.00	0.00	0.00	2,782.20	-2,782.20	0.00
<a href="#">A 2259.150-08-0000</a>	ELL Instructional Salaries - Elementary School	0.00	0.00	0.00	8,833.64	-8,833.64	0.00
<b>2259</b>		<b>0.00</b>	<b>0.00</b>	<b>0.00</b>	<b>15,789.14</b>	<b>-15,789.14</b>	<b>0.00</b>
<a href="#">A 2280.490-00-0000</a>	Occupational Education BOCES Svcs	0.00	0.00	0.00	89,867.70	-89,867.70	0.00
<b>2280</b>	<b>OCCUPATIONAL EDUCATION</b>	<b>0.00</b>	<b>0.00</b>	<b>0.00</b>	<b>89,867.70</b>	<b>-89,867.70</b>	<b>0.00</b>
<b>22</b>		<b>0.00</b>	<b>0.00</b>	<b>0.00</b>	<b>673,978.62</b>	<b>-468,963.56</b>	<b>-205,015.06</b>
<a href="#">A 2330.150-00-0000</a>	Summer School- Teacher Salaries	0.00	0.00	0.00	700.00	0.00	-700.00
<a href="#">A 2330.490-00-0000</a>	Special Schools BOCES Alterative Prog	0.00	0.00	0.00	95.00	-95.00	0.00
<b>2330</b>	<b>TEACHING-SPECIAL SCHOOLS</b>	<b>0.00</b>	<b>0.00</b>	<b>0.00</b>	<b>795.00</b>	<b>-95.00</b>	<b>-700.00</b>
<b>23</b>		<b>0.00</b>	<b>0.00</b>	<b>0.00</b>	<b>795.00</b>	<b>-95.00</b>	<b>-700.00</b>
<a href="#">A 2610.150-03-0000</a>	Library Teacher Salaries - High School	0.00	0.00	0.00	2,922.08	-2,922.08	0.00
<a href="#">A 2610.150-07-0000</a>	Library Teacher Salaries - Middle School	0.00	0.00	0.00	2,922.08	-2,922.08	0.00
<a href="#">A 2610.150-08-0000</a>	Library Teacher Salaries -Elementary School	0.00	0.00	0.00	8,592.08	-8,592.08	0.00
<a href="#">A 2610.160-08-0000</a>	Library Non-Instructional Salaries - Elementary School	0.00	0.00	0.00	3,650.22	-3,650.22	0.00
<a href="#">A 2610.450-03-0000</a>	Library Supplies HS	0.00	0.00	0.00	109.40	-154.10	44.70
<a href="#">A 2610.460-03-0000</a>	Library Materials HS	0.00	0.00	0.00	0.00	9,316.60	-9,316.60
<a href="#">A 2610.460-08-0000</a>	Library Materials ES	0.00	0.00	0.00	0.00	4,198.57	-4,198.57
<a href="#">A 2610.490-00-0000</a>	Library BOCES Services	0.00	0.00	0.00	2,352.96	-2,352.96	0.00
<b>2610</b>	<b>SCHOOL LIBRARY &amp; AUDIOVISUAL</b>	<b>0.00</b>	<b>0.00</b>	<b>0.00</b>	<b>20,548.82</b>	<b>-7,078.35</b>	<b>-13,470.47</b>
<a href="#">A 2620.450-03-0000</a>	Educational TV Supplies and Materials	0.00	0.00	0.00	4,835.03	-4,967.57	132.54
<a href="#">A 2620.490-00-0000</a>	Educational Television	0.00	0.00	0.00	0.00	0.00	0.00

Catskill CSD

Appropriation Status Detail Report By Function From 11/1/2023 To 11/30/2023



Account	Description		Budget	Adjustments	Adj. Budget	Expensed	Encumbered	Available
<b>2620</b>	<b>EDUCATIONAL TELEVISION</b>	*	<b>0.00</b>	<b>0.00</b>	<b>0.00</b>	<b>4,835.03</b>	<b>-4,967.57</b>	<b>132.54</b>
<a href="#">A 2630.155-03-0000</a>	Tech Teaching Assistants - HS		0.00	0.00	0.00	2,537.36	-2,537.36	0.00
<a href="#">A 2630.160-00-0000</a>	Tech Support Salaries		0.00	0.00	0.00	17,877.58	-17,877.58	0.00
<a href="#">A 2630.164-00-0000</a>	Tech Support - OT		0.00	0.00	0.00	740.42	0.00	-740.42
<a href="#">A 2630.400-00-0000</a>	Tech Contractual Expenses		0.00	0.00	0.00	5,479.47	14,180.19	-19,659.66
<a href="#">A 2630.450-00-0000</a>	Technology Supplies		0.00	-2,000.00	-2,000.00	0.00	0.00	-2,000.00
<a href="#">A 2630.460-00-0000</a>	Technology Software		0.00	2,000.00	2,000.00	16,499.54	-11,300.54	-3,199.00
<a href="#">A 2630.490-00-0000</a>	Technology BOCES Services		0.00	0.00	0.00	16,794.74	-24,155.74	7,361.00
<b>2630</b>	<b>COMPUTER ASSISTED INSTRUCTION</b>	*	<b>0.00</b>	<b>0.00</b>	<b>0.00</b>	<b>59,929.11</b>	<b>-41,691.03</b>	<b>-18,238.08</b>
<b>26</b>		**	<b>0.00</b>	<b>0.00</b>	<b>0.00</b>	<b>85,312.96</b>	<b>-53,736.95</b>	<b>-31,576.01</b>
<a href="#">A 2805.160-00-0000</a>	Attendance Support Salaries		0.00	0.00	0.00	2,562.50	-2,562.50	0.00
<a href="#">A 2805.160-03-0000</a>	Attendance Support Salaries - HS		0.00	0.00	0.00	2,115.62	-2,115.62	0.00
<a href="#">A 2805.160-07-0000</a>	Attendance Support Salaries - MS		0.00	0.00	0.00	3,112.34	-3,112.34	0.00
<a href="#">A 2805.160-08-0000</a>	Attendance Support Salaries - EL		0.00	0.00	0.00	1,023.10	-1,023.10	0.00
<b>2805</b>	<b>ATTENDANCE-REGULAR SCHOOL</b>	*	<b>0.00</b>	<b>0.00</b>	<b>0.00</b>	<b>8,813.56</b>	<b>-8,813.56</b>	<b>0.00</b>
<a href="#">A 2810.150-03-0000</a>	Guidance Counselor Salaries - HS		0.00	0.00	0.00	16,573.82	-16,573.82	0.00
<a href="#">A 2810.150-07-0000</a>	Guidance Counselor Salaries - MS		0.00	0.00	0.00	8,273.58	-8,273.58	0.00
<a href="#">A 2810.150-08-0000</a>	Guidance Counselor Salaries - ES		0.00	0.00	0.00	5,492.66	-5,492.66	0.00
<a href="#">A 2810.160-03-0000</a>	Guidance Non-Instructional Salaries - HS		0.00	0.00	0.00	3,419.40	-3,419.40	0.00
<a href="#">A 2810.450-07-0000</a>	Guidance Supplies MS		0.00	0.00	0.00	19.89	-19.89	0.00
<a href="#">A 2810.490-00-0000</a>	Guidance BOCES Services		0.00	0.00	0.00	0.00	0.00	0.00
<b>2810</b>	<b>GUIDANCE-REGULAR SCHOOL</b>	*	<b>0.00</b>	<b>0.00</b>	<b>0.00</b>	<b>33,779.35</b>	<b>-33,779.35</b>	<b>0.00</b>
<a href="#">A 2815.160-03-0000</a>	Health Services Salaries - HS		0.00	0.00	0.00	5,420.16	-5,420.16	0.00
<a href="#">A 2815.160-07-0000</a>	Health Services Salaries - MS		0.00	0.00	0.00	5,590.19	-5,545.16	-45.03
<a href="#">A 2815.160-08-0000</a>	Health Services Salaries - ES		0.00	0.00	0.00	14,173.36	-14,173.36	0.00
<a href="#">A 2815.162-00-0000</a>	Health Svcs - Extra Pay		0.00	0.00	0.00	44.02	0.00	-44.02
<a href="#">A 2815.163-00-0000</a>	Health Svcs - Subs		0.00	0.00	0.00	260.00	0.00	-260.00
<a href="#">A 2815.164-00-0000</a>	Health Svcs - OT		0.00	0.00	0.00	869.03	0.00	-869.03
<a href="#">A 2815.450-03-0000</a>	Health Supplies - High School		0.00	0.00	0.00	781.50	-761.50	-20.00
<a href="#">A 2815.450-07-0000</a>	Health Supplies - MS		0.00	0.00	0.00	651.52	-651.52	0.00
<a href="#">A 2815.450-08-0000</a>	Health Supplies - CES		0.00	0.00	0.00	1,082.15	-1,082.15	0.00
<a href="#">A 2815.470-00-0000</a>	Health Services - Other Districts		0.00	0.00	0.00	959.71	-959.71	0.00
<b>2815</b>	<b>HEALTH SERVICES-REGULAR SCHOOL</b>	*	<b>0.00</b>	<b>0.00</b>	<b>0.00</b>	<b>29,831.64</b>	<b>-28,593.56</b>	<b>-1,238.08</b>

Catskill CSD

Appropriation Status Detail Report By Function From 11/1/2023 To 11/30/2023



Account	Description	Budget	Adjustments	Adj. Budget	Expensed	Encumbered	Available
<a href="#">A 2820.150-03-0000</a>	Psychologist Salaries - HS	0.00	0.00	0.00	9,435.74	-9,435.74	0.00
<a href="#">A 2820.150-07-0000</a>	Psychologist Salaries	0.00	0.00	0.00	4,537.92	-4,537.92	0.00
<a href="#">A 2820.150-08-0000</a>	Psychologist Salaries - ES	0.00	0.00	0.00	6,218.92	-6,218.92	0.00
<a href="#">A 2820.450-03-0000</a>	Psychologist Supplies	0.00	0.00	0.00	321.50	-303.50	-18.00
<b>2820</b>	<b>PSYCHOLOGICAL SRVC-REG SCHOOL</b>	<b>0.00</b>	<b>0.00</b>	<b>0.00</b>	<b>20,514.08</b>	<b>-20,496.08</b>	<b>-18.00</b>
<a href="#">A 2825.150-03-0000</a>	Social Worker Salaries - HS	0.00	0.00	0.00	2,198.98	-2,198.98	0.00
<a href="#">A 2825.150-07-0000</a>	Social Worker Salaries - MS	0.00	-80,000.00	-80,000.00	2,134.30	-2,134.30	-80,000.00
<a href="#">A 2825.150-08-0000</a>	Social Worker Salaries - ES	0.00	0.00	0.00	7,654.96	-7,654.96	0.00
<a href="#">A 2825.400-00-0000</a>	Social Worker Contractual Expense	0.00	80,000.00	80,000.00	20,000.00	80,000.00	-20,000.00
<b>2825</b>	<b>SOCIAL WORK SRVC-REG SCHOOL</b>	<b>0.00</b>	<b>0.00</b>	<b>0.00</b>	<b>31,988.24</b>	<b>68,011.76</b>	<b>-100,000.00</b>
<a href="#">A 2850.152-00-0000</a>	Co-Curricular Stipends	0.00	0.00	0.00	2,959.35	-315.45	-2,643.90
<a href="#">A 2850.162-00-0000</a>	Co-Curricular Event Staff Pay	0.00	0.00	0.00	2,219.28	-2,016.78	-202.50
<a href="#">A 2850.400-00-0000</a>	Co-Curricular Contractual Expense - DW	0.00	0.00	0.00	290.00	0.00	-290.00
<b>2850</b>	<b>CO-CURRICULAR ACTIV-REG SCHL</b>	<b>0.00</b>	<b>0.00</b>	<b>0.00</b>	<b>5,468.63</b>	<b>-2,332.23</b>	<b>-3,136.40</b>
<a href="#">A 2855.162-00-0000</a>	Athletic Events Staff Pay	0.00	0.00	0.00	345.00	0.00	-345.00
<a href="#">A 2855.410-00-0000</a>	Athletic Participation Fees	0.00	0.00	0.00	0.00	300.00	-300.00
<a href="#">A 2855.443-00-0000</a>	Athletic Officials	0.00	0.00	0.00	523.25	0.00	-523.25
<a href="#">A 2855.450-00-0000</a>	Athletic Materials & Supplies	0.00	0.00	0.00	2,386.75	392.99	-2,779.74
<a href="#">A 2855.452-00-0000</a>	New Uniforms	0.00	0.00	0.00	0.00	3,647.48	-3,647.48
<a href="#">A 2855.490-00-0000</a>	Athletics- Boces	0.00	0.00	0.00	78.47	-78.47	0.00
<b>2855</b>	<b>INTERSCHOL ATHLETICS-REG SCHL</b>	<b>0.00</b>	<b>0.00</b>	<b>0.00</b>	<b>3,333.47</b>	<b>4,262.00</b>	<b>-7,595.47</b>
<b>28</b>		<b>0.00</b>	<b>0.00</b>	<b>0.00</b>	<b>133,728.97</b>	<b>-21,741.02</b>	<b>-111,987.95</b>
<b>2</b>		<b>0.00</b>	<b>0.00</b>	<b>0.00</b>	<b>1,904,504.78</b>	<b>-1,464,764.31</b>	<b>-439,740.47</b>
<a href="#">A 5510.160-00-0000</a>	District Transportation Salaries	0.00	0.00	0.00	11,529.80	-11,529.80	0.00
<b>5510</b>	<b>DISTRICT TRANSPORTATION</b>	<b>0.00</b>	<b>0.00</b>	<b>0.00</b>	<b>11,529.80</b>	<b>-11,529.80</b>	<b>0.00</b>
<a href="#">A 5540.400-00-0628</a>	Trans Athletic Trips	0.00	0.00	0.00	17,003.52	-17,003.52	0.00
<a href="#">A 5540.400-03-0000</a>	Trans Field Trips HS	0.00	0.00	0.00	584.44	-165.80	-418.64
<a href="#">A 5540.400-07-0000</a>	Trans Field Trips MS	0.00	0.00	0.00	3,442.83	-2,500.00	-942.83
<a href="#">A 5540.400-08-0000</a>	Trans Field Trips ES	0.00	0.00	0.00	972.40	-972.40	0.00
<a href="#">A 5540.414-00-0000</a>	Trans Special Ed. Routes	0.00	0.00	0.00	138,254.61	-138,254.61	0.00
<a href="#">A 5540.416-00-0000</a>	Trans Reg Ed. Routes	0.00	-152,400.00	-152,400.00	274,210.20	-269,398.39	-157,211.81
<a href="#">A 5540.418-00-0000</a>	Trans Non-Public Students	0.00	0.00	0.00	23,051.52	-23,051.52	0.00
<b>5540</b>	<b>CONTRACT TRANSPORTATION</b>	<b>0.00</b>	<b>-152,400.00</b>	<b>-152,400.00</b>	<b>457,519.52</b>	<b>-451,346.24</b>	<b>-158,573.28</b>

Catskill CSD

Appropriation Status Detail Report By Function From 11/1/2023 To 11/30/2023



Account	Description		Budget	Adjustments	Adj. Budget	Expensed	Encumbered	Available
55		**	0.00	-152,400.00	-152,400.00	469,049.32	-462,876.04	-158,573.28
5		***	0.00	-152,400.00	-152,400.00	469,049.32	-462,876.04	-158,573.28
<a href="#">A 9030.800-00-5000</a>	Social Security		0.00	0.00	0.00	120,828.54	-98,070.54	-22,758.00
9030	<b>SOCIAL SECURITY</b>	*	0.00	0.00	0.00	120,828.54	-98,070.54	-22,758.00
<a href="#">A 9040.800-00-5000</a>	Workers Compensation		0.00	0.00	0.00	147,435.81	-147,435.81	0.00
9040	<b>WORKERS' COMPENSATION</b>	*	0.00	0.00	0.00	147,435.81	-147,435.81	0.00
<a href="#">A 9060.800-00-5000</a>	Health Insurance		0.00	-23,000.00	-23,000.00	-80,024.06	0.00	57,024.06
<a href="#">A 9060.810-00-5000</a>	Vision Insurance		0.00	0.00	0.00	2,014.00	-2,014.00	0.00
<a href="#">A 9060.830-00-5000</a>	Affordable Care Act		0.00	0.00	0.00	1,072.91	-1,072.91	0.00
9060	<b>HOSPITAL, MEDICAL &amp; DENTAL INS</b>	*	0.00	-23,000.00	-23,000.00	-76,937.15	-3,086.91	57,024.06
<a href="#">A 9070.800-00-5000</a>	Split Dollar Life/Plan Admin		0.00	0.00	0.00	11,499.08	-11,499.08	0.00
9070	<b>UNION WELFARE BENEFITS</b>	*	0.00	0.00	0.00	11,499.08	-11,499.08	0.00
<a href="#">A 9089.800-00-0000</a>	403(b) Third Party Adm Fees		0.00	0.00	0.00	125.00	-125.00	0.00
<a href="#">A 9089.800-00-2000</a>	FLEX SPEND PLAN PY EXP		0.00	0.00	0.00	64.40	-64.40	0.00
9089	<b>OTHER FRINGE BENEFITS</b>	*	0.00	0.00	0.00	189.40	-189.40	0.00
90		**	0.00	-23,000.00	-23,000.00	203,015.68	-260,281.74	34,266.06
<a href="#">A 9711.700-00-5000</a>	Serial bond Interest		0.00	0.00	0.00	147,875.00	-147,875.00	0.00
9711	<b>SERIAL BOND PAYMENTS</b>	*	0.00	0.00	0.00	147,875.00	-147,875.00	0.00
97		**	0.00	0.00	0.00	147,875.00	-147,875.00	0.00
9		***	0.00	-23,000.00	-23,000.00	350,890.68	-408,156.74	34,266.06
<b>Fund ATotals:</b>			<b>0.00</b>	<b>0.00</b>	<b>0.00</b>	<b>3,156,356.91</b>	<b>-2,531,183.06</b>	<b>-625,173.85</b>
<b>Grand Totals:</b>			<b>0.00</b>	<b>0.00</b>	<b>0.00</b>	<b>3,156,356.91</b>	<b>-2,531,183.06</b>	<b>-625,173.85</b>

Catskill CSD







Revenue Status Report By Function From 12/1/2023 To 12/31/2023

Account	Description	Budget	Adjustments	Revised Budget	Revenue Earned	Unearned Revenue
<a href="#">C 1445.1</a>	AL LA CARTE-LUNCH	0.00	0.00	0.00	4,628.07	-4,628.07
<a href="#">C 1445.2</a>	AL LA CARTE-BRKFST	0.00	0.00	0.00	2,955.44	-2,955.44
<a href="#">C 2401</a>	INTEREST AND EARNINGS	0.00	0.00	0.00	366.25	-366.25
<a href="#">C 2770</a>	MISCELLANEOUS REVENUE	0.00	0.00	0.00	167.72	-167.72
<a href="#">C 3190.1</a>	STATE LUNCH	0.00	0.00	0.00	9,631.00	-9,631.00
<a href="#">C 3190.2</a>	STATE BRKFST	0.00	0.00	0.00	2,510.00	-2,510.00
<a href="#">C 4190.1</a>	FEDERAL LUNCH	0.00	0.00	0.00	103,897.00	-103,897.00
<a href="#">C 4190.2</a>	FEDERAL BRKFST	0.00	0.00	0.00	23,356.00	-23,356.00
<b>C Totals:</b>		<b>0.00</b>	<b>0.00</b>	<b>0.00</b>	<b>147,511.48</b>	<b>-147,511.48</b>
<b>Grand Totals:</b>		<b>0.00</b>	<b>0.00</b>	<b>0.00</b>	<b>147,511.48</b>	<b>-147,511.48</b>



Account	Description	Debits	Credits
C 200	Cash - Bank of GC Checking	0.00	14,621.94
C 201	Savings NYCLASS	719.59	0.00
C 3912	Due from General Fund	154,791.00	0.00
C 521	Encumbrances	0.00	165,319.08
C 522	Appropriation Expense	175,253.86	0.00
C 6302	Due To General Funds	0.00	143,400.00
C 631	Due To Other Gov'Ts	114.30	0.00
C 688	Over/Under	0.00	69.18
C 689	Prepaid Lunches	149.13	0.00
C 821	Reserve For Encumbrances	165,319.08	0.00
C 980	Revenues	0.00	172,936.76
<b>C Fund Totals:</b>		<b>496,346.96</b>	<b>496,346.96</b>
<b>Grand Totals:</b>		<b>496,346.96</b>	<b>496,346.96</b>



**Catskill CSD**



**Appropriation Status Detail Report By Function From 11/1/2023 To 11/30/2023**

Account	Description	Budget	Adjustments	Adj. Budget	Expensed	Encumbered	Available
<a href="#">C 2860.160-00</a>	Food Service Salaries	0.00	0.00	0.00	25,189.43	-27,916.86	2,727.43
<a href="#">C 2860.162-00</a>	Extra Hours Pay	0.00	0.00	0.00	1,219.35	0.00	-1,219.35
<a href="#">C 2860.163-00</a>	Substitute Food Service	0.00	0.00	0.00	1,357.50	0.00	-1,357.50
<a href="#">C 2860.200-01</a>	Equipment - NSLP Equipment Assistance	0.00	0.00	0.00	11,454.00	-11,454.00	0.00
<a href="#">C 2860.450-00</a>	Supplies & Materials	0.00	0.00	0.00	5,449.02	-4,721.49	-727.53
<a href="#">C 2860.490-00</a>	BOCES Services	0.00	0.00	0.00	7,361.00	0.00	-7,361.00
<a href="#">C 2860.520-00</a>	Food Purchases	0.00	0.00	0.00	49,991.52	-50,852.92	861.40
<b>2860</b>	<b>*</b>	<b>0.00</b>	<b>0.00</b>	<b>0.00</b>	<b>102,021.82</b>	<b>-94,945.27</b>	<b>-7,076.55</b>
<b>28</b>	<b>**</b>	<b>0.00</b>	<b>0.00</b>	<b>0.00</b>	<b>102,021.82</b>	<b>-94,945.27</b>	<b>-7,076.55</b>
<b>2</b>	<b>***</b>	<b>0.00</b>	<b>0.00</b>	<b>0.00</b>	<b>102,021.82</b>	<b>-94,945.27</b>	<b>-7,076.55</b>
<b>Fund CTotals:</b>		<b>0.00</b>	<b>0.00</b>	<b>0.00</b>	<b>102,021.82</b>	<b>-94,945.27</b>	<b>-7,076.55</b>
<b>Grand Totals:</b>		<b>0.00</b>	<b>0.00</b>	<b>0.00</b>	<b>102,021.82</b>	<b>-94,945.27</b>	<b>-7,076.55</b>



Catskill CSD



Revenue Status Report By Function From 12/1/2023 To 12/31/2023

Account	Description	Budget	Adjustments	Revised Budget	Revenue Earned	Unearned Revenue
<a href="#">CM 2705.06</a>	Gifts and Donations-CES Business Club	0.00	0.00	0.00	380.00	-380.00
<a href="#">CM 2705.08</a>	Gifts and Donations-Books A La Carte Program	0.00	354.00	354.00	354.00	0.00
<a href="#">CM 2705.23</a>	Gifts and Donations-CESCommunity Room	0.00	2,500.00	2,500.00	2,500.00	0.00
<b>CM Totals:</b>		<b>0.00</b>	<b>2,854.00</b>	<b>2,854.00</b>	<b>3,234.00</b>	<b>-380.00</b>
<b>Grand Totals:</b>		<b>0.00</b>	<b>2,854.00</b>	<b>2,854.00</b>	<b>3,234.00</b>	<b>-380.00</b>

Catskill CSD

Trial Balance Report From 11/1/2023 - 12/31/2023



Account	Description	Debits	Credits
CM 200	CASH IN CHECKING	4,396.75	0.00
CM 510	ESTIMATED REVENUE	6,354.00	0.00
CM 521	ENCUMBRANCES	0.00	786.88
CM 522	EXPENDITURES	2,337.25	0.00
CM 821	RESERVE FOR ENCUMBRANCES	786.88	0.00
CM 960	APPROPRIATIONS	0.00	6,354.00
CM 980	REVENUES	0.00	6,734.00
<b>CM Fund Totals:</b>		<b>13,874.88</b>	<b>13,874.88</b>
<b>Grand Totals:</b>		<b>13,874.88</b>	<b>13,874.88</b>



**Catskill CSD**



**Appropriation Status Detail Report By Function From 11/1/2023 To 11/30/2023**







Account	Description	Budget	Adjustments	Adj. Budget	Expensed	Encumbered	Available
<a href="#">CM 2989.450-00-0004</a>	Supplies & Materials-CES Student Council	0.00	0.00	0.00	-0.54	152.93	-152.39
<a href="#">CM 2989.450-00-0006</a>	Supplies & Materials-CES Business Club	0.00	0.00	0.00	279.40	173.33	-452.73
<a href="#">CM 2989.450-00-0018</a>	Supplies & Materials-RIF Program	0.00	3,500.00	3,500.00	0.00	0.00	3,500.00
<a href="#">CM 2989.450-00-0151</a>	Supplies & Materials-PBIS CHS	0.00	0.00	0.00	101.42	-50.00	-51.42
<a href="#">CM 2989.450-00-0152</a>	Supplies & Materials-PBIS CES	0.00	0.00	0.00	852.77	-852.77	0.00
<a href="#">CM 2989.450-00-0153</a>	Supplies & Materials-PBIS CMS	0.00	0.00	0.00	155.19	-155.19	0.00
<b>2989</b>	<b>*</b>	<b>0.00</b>	<b>3,500.00</b>	<b>3,500.00</b>	<b>1,388.24</b>	<b>-731.70</b>	<b>2,843.46</b>
<b>29</b>	<b>**</b>	<b>0.00</b>	<b>3,500.00</b>	<b>3,500.00</b>	<b>1,388.24</b>	<b>-731.70</b>	<b>2,843.46</b>
<b>2</b>	<b>***</b>	<b>0.00</b>	<b>3,500.00</b>	<b>3,500.00</b>	<b>1,388.24</b>	<b>-731.70</b>	<b>2,843.46</b>
	<b>Fund CMTotals:</b>	<b>0.00</b>	<b>3,500.00</b>	<b>3,500.00</b>	<b>1,388.24</b>	<b>-731.70</b>	<b>2,843.46</b>
	<b>Grand Totals:</b>	<b>0.00</b>	<b>3,500.00</b>	<b>3,500.00</b>	<b>1,388.24</b>	<b>-731.70</b>	<b>2,843.46</b>

Catskill CSD

Revenue Status Report By Function From 12/1/2023 To 12/31/2023



Account	Description	Budget	Adjustments	Revised Budget	Revenue Earned	Unearned Revenue
<a href="#">F 3289.000.24.1910</a>	23-24 4408 SUMMER PROG & TRANSPORTATION	0.00	60,000.00	60,000.00	0.00	60,000.00
<a href="#">F 3289.000.24.2106</a>	23-24 UPK GRANT	0.00	262,989.00	262,989.00	0.00	262,989.00
<a href="#">F 4256.000.24.0032</a>	23-24 SECTION 611	0.00	0.00	0.00	-4,969.00	4,969.00
<a href="#">F 4256.000.24.0033</a>	23-24 SECTION 619	0.00	0.00	0.00	4,969.00	-4,969.00
<b>F Totals:</b>		<b>0.00</b>	<b>322,989.00</b>	<b>322,989.00</b>	<b>0.00</b>	<b>322,989.00</b>
<b>Grand Totals:</b>		<b>0.00</b>	<b>322,989.00</b>	<b>322,989.00</b>	<b>0.00</b>	<b>322,989.00</b>





Account	Description	Debits	Credits
F 200	Cash - Bank of GC Checking	0.00	209.18
F 3911	Due From General Fund	264,259.00	0.00
F 410ESSER	ESSER Receivable	0.00	115,928.00
F 410UPK	UPK Receivable	0.00	6,837.00
F 510	Estimated Revenue	322,989.00	0.00
F 521	Encumbrances	0.00	222,926.96
F 522	Appropriation Expense	257,629.52	0.00
F 600	Accounts Payable	37,176.00	0.00
F 6301	Due To General Fund	0.00	304,596.34
F 821	Reserve For Encumbrance	222,926.96	0.00
F 960	Appropriations	0.00	322,989.00
F 980	Revenues	0.00	131,494.00
<b>F Fund Totals:</b>		<b>1,104,980.48</b>	<b>1,104,980.48</b>
<b>Grand Totals:</b>		<b>1,104,980.48</b>	<b>1,104,980.48</b>



Account	Description	Budget	Adjustments	Adj. Budget	Expensed	Encumbered	Available
<a href="#">F 2020.150-22-5880</a>	21-25 ESSER III COORDINATOR SALARIES	0.00	0.00	0.00	12,819.26	-12,819.26	0.00
<a href="#">F 2020.160-22-5880</a>	21-25 ESSER III Assistant to COORDINATOR SALARIES	0.00	0.00	0.00	2,562.50	-2,562.50	0.00
<b>2020</b>	*	<b>0.00</b>	<b>0.00</b>	<b>0.00</b>	<b>15,381.76</b>	<b>-15,381.76</b>	<b>0.00</b>
<b>20</b>	**	<b>0.00</b>	<b>0.00</b>	<b>0.00</b>	<b>15,381.76</b>	<b>-15,381.76</b>	<b>0.00</b>
<a href="#">F 2110.120-22-5880</a>	21-25 ESSER III INSTRUCTIONAL SALARIES - Elem Teachers	0.00	0.00	0.00	7,923.10	-7,923.10	0.00
<a href="#">F 2110.150-22-5880</a>	21-25 ESSER III INSTRUCTIONAL SALARIES	0.00	0.00	0.00	25,034.94	-25,034.94	0.00
<a href="#">F 2110.150-24-0021</a>	23-24 TITLE I INST. SALARIES	0.00	0.00	0.00	12,473.00	-12,473.00	0.00
<a href="#">F 2110.150-24-0147</a>	23-24 TITLE IIA INST. SALARIES	0.00	0.00	0.00	3,170.60	-3,170.60	0.00
<a href="#">F 2110.400-24-0011</a>	23-24 SIG CONTRACTUAL	0.00	0.00	0.00	-5,000.00	30,000.00	-25,000.00
<a href="#">F 2110.400-24-0204</a>	23-24 TITLE IV CONTRACTUAL	0.00	0.00	0.00	12,999.00	-12,999.00	0.00
<b>2110</b>	*	<b>0.00</b>	<b>0.00</b>	<b>0.00</b>	<b>56,600.64</b>	<b>-31,600.64</b>	<b>-25,000.00</b>
<b>21</b>	**	<b>0.00</b>	<b>0.00</b>	<b>0.00</b>	<b>56,600.64</b>	<b>-31,600.64</b>	<b>-25,000.00</b>
<a href="#">F 2250.150-24-0032</a>	23/24 SECTION 611 INST SALARIES	0.00	0.00	0.00	25,371.82	-25,371.82	0.00
<a href="#">F 2250.150-24-0033</a>	23-24 SECTION 619 INST SALARY	0.00	0.00	0.00	1,234.58	-1,234.58	0.00
<b>2250</b>	*	<b>0.00</b>	<b>0.00</b>	<b>0.00</b>	<b>26,606.40</b>	<b>-26,606.40</b>	<b>0.00</b>
<a href="#">F 2259.155-22-5880</a>	22-23 ELL Teaching Assistants	0.00	0.00	0.00	8,342.94	-8,342.94	0.00
<b>2259</b>	*	<b>0.00</b>	<b>0.00</b>	<b>0.00</b>	<b>8,342.94</b>	<b>-8,342.94</b>	<b>0.00</b>
<b>22</b>	**	<b>0.00</b>	<b>0.00</b>	<b>0.00</b>	<b>34,949.34</b>	<b>-34,949.34</b>	<b>0.00</b>
<a href="#">F 2510.150-24-2006</a>	23-24 UPK SALARIES	0.00	0.00	0.00	1,664.98	-1,664.98	0.00
<a href="#">F 2510.150-24-9035</a>	23-24 ARP - UPK SALARIES	0.00	0.00	0.00	4,994.94	-4,994.94	0.00
<b>2510</b>	*	<b>0.00</b>	<b>0.00</b>	<b>0.00</b>	<b>6,659.92</b>	<b>-6,659.92</b>	<b>0.00</b>
<b>25</b>	**	<b>0.00</b>	<b>0.00</b>	<b>0.00</b>	<b>6,659.92</b>	<b>-6,659.92</b>	<b>0.00</b>
<a href="#">F 2825.150-22-5880</a>	21-25 ESSER III SOCIALWORKER SALARIES	0.00	0.00	0.00	4,719.44	38,572.29	-43,291.73
<a href="#">F 2825.150-24-0021</a>	23-24 Title I SOCIALWORKER SALARIES	0.00	0.00	0.00	22,407.10	-22,407.10	0.00
<b>2825</b>	*	<b>0.00</b>	<b>0.00</b>	<b>0.00</b>	<b>27,126.54</b>	<b>16,165.19</b>	<b>-43,291.73</b>
<b>28</b>	**	<b>0.00</b>	<b>0.00</b>	<b>0.00</b>	<b>27,126.54</b>	<b>16,165.19</b>	<b>-43,291.73</b>
<b>2</b>	***	<b>0.00</b>	<b>0.00</b>	<b>0.00</b>	<b>140,718.20</b>	<b>-72,426.47</b>	<b>-68,291.73</b>
<a href="#">F 5541.400-24-1910</a>	23-24 4408 SUMMER TRANSPORTATION (Summer 2022)	0.00	0.00	0.00	0.00	-16,575.67	16,575.67
<b>5541</b>	*	<b>0.00</b>	<b>0.00</b>	<b>0.00</b>	<b>0.00</b>	<b>-16,575.67</b>	<b>16,575.67</b>
<b>55</b>	**	<b>0.00</b>	<b>0.00</b>	<b>0.00</b>	<b>0.00</b>	<b>-16,575.67</b>	<b>16,575.67</b>
<b>5</b>	***	<b>0.00</b>	<b>0.00</b>	<b>0.00</b>	<b>0.00</b>	<b>-16,575.67</b>	<b>16,575.67</b>

**Catskill CSD**

**Appropriation Status Detail Report By Function From 11/1/2023 To 11/30/2023**



Account	Description	Budget	Adjustments	Adj. Budget	Expensed	Encumbered	Available
	Fund FTotals:	0.00	0.00	0.00	140,718.20	-89,002.14	-51,716.06
	Grand Totals:	0.00	0.00	0.00	140,718.20	-89,002.14	-51,716.06